

Welcome to 6th Grade Orientation!



Introductions

Administration

Karen Huzar, Principal

School Counselor

Melissa Broner, School Counselor



We will be the best MS in the state!

* **Mission**

- * East Lake Middle School Academy of Engineering will prepare students to be college and career ready and have the skills to compete in a global society.

* **Vision**

- * 100% Student Success

* **Core Values**

- * Be Respectful
- * Be Responsible
- * Be a Problem Solver
- * Be Positive

6th Grade Orientation Packet

* What's Inside

- * Orientation Highlights
- * 6th Grade Team Welcome Letter w/Resume & Supply List
- * Clubs & Leadership Opportunities
- * Book Mark – Summer Reading Reminder
- * New Eagles Camp Invitation Flyer
- * Course Selection Sheet & P.E Waiver
- * PTA Flyer & School Supply Kit Info
- * IXL Website and Login Information Sticker
- * Engineering Expo Invitation Sticker

School Schedule 2018-2019

MONDAY

1	9:30-10:15
2	10:17-11:02
3	11:05-11:51
LUNCH	11:56-12:26
4	12:32-1:21
5	1:25-2:14
6	2:18-3:07
7	3:11-4:00

A Tuesday Thursday		B Wednesday Friday
1	9:30-11:02	2
3 a	11:05-11:51	3 b
LUNCH	11:56-12:26	LUNCH
4	12:32-2:10	5
6	2:14-4:00	7

Modified Dress Code


- * Tops: All MS students will wear Grey, Light Blue or White Polo's. These Polo's may either be plain or purchased with our logo.
- * Bottoms: Students are to wear jeans with no holes or Khaki pants. We will also permit uniform length khaki shorts/skorts. All pants and shorts are to be worn at the waist.
- * Outerwear: ELMS sweatshirts will be available for purchase through the PTA. Plain grey or white sweatshirts will be permitted.



Locker & Backpack Policy

- * Students will utilize lockers daily – lockers purchased at ELMS
- * Students can bring regular backpacks to school but they must be stored in locker
- * String backpack dimensions:
No larger than 11 ½ in x 17 in x 2 ½ in

*****This may change for 2018-19 school year to no back packs during the school day.**



Pick Up/Drop Off Information




Bus Drop off/Pick up

Courtyard
Student Area before school
Free Breakfast

Car line
Drop off: 9:10am
Pick up: 4:00pm

Transportation




- * School Bus – Arterial bus service are available for students that are more 2.0 miles away from our school.

Behavior & Academic Expectations

- * Please review these expectations with your student!
- * Main Points: 2.0 GPA or higher and great behavior to remain enrolled

Summer Reading



Summer Reading Project Options

Directions:

1. You may choose any combination of activities.
2. Your job is to earn 40 points.
3. Be as creative as you possible within the guidelines listed below. Remember that quality and effort count!
4. You must have your plan signed by a parent/guardian.
Parent signature acknowledging assignment/student choices X
5. Activities are due on August 18th and 19th, during Language Arts class.

I Plan To do:	Activity Options:	Point Value:	Date Done:	Teacher Initials:	Points Earned:
	Create a characterization flip book about 5 characters in your book. Include their name, a picture, 3 character traits – with your reason why for each, and a quote (with page number) that demonstrates each trait.	20			
	Make a map of the locations where your book takes place. Be sure to color and label your map; provide a map key and make a compass rose. Must include at least 8 landmarks from the story.	15			
	Make a book jacket for the book. Include the title, author, and publishing company on the book cover. Be sure the illustration relates to an important aspect of the book, but is <u>different</u> from the original cover. On the inside flap write a paragraph telling about the book. On the back cover write a review to explain why this book would be interesting to read.	20			
	Make a test for the book you read. Include 10 true-false, 10 multiple choice, and 10 short answer essay questions. After writing the test you must provide the answer key.	30			
	Write 5 haiku poems. Each poem should represent an important event or character in the novel. Poems should be bound together in a single presentation – be creative!	15			
	Write an article for a newspaper reporting on a main event from your novel. The article should be typed and in proper newspaper format and between 200 and 250 words.	10			
	Create a detailed and illustrated plot (sequence) map. Include important events and quotes that correlate with the main plot points. Include intro, 3 rising and 3 falling actions, climax, <u>conclusion</u> .	25			
	Make a wanted poster for a character in the book you read. You must include the following information: a drawing of the character, a physical description of the character, the character's misdeeds, other information about the character that is important, and the reward offered for the capture of the character.	20			
	Make a problem/solution chart in t-Chart format; it must cover at least 5 problems presented in the novel. Explain how each problem affected the character, and how the solution helped them.	10			
	Make a timeline of 12 major events from the novel. You must <u>illustrate</u> each event and they must be written in complete sentences.	25			
	Decorate a cereal box with each side of the box representing a different aspect of your novel. You should include a section about the author, the setting, the problem and solution, events, characters, and a book review. (Hint: cover it in plain paper first, be creative, use color, pictures etc. Each panel should contain work that you have done.)	30			
	Identify the <u>theme</u> , or central idea, of your novel. Then draw a picture (like something you would see in a museum). Be sure to include detail and COLOR. Choose a title that demonstrates theme.	20			

**Assignment Link/Document will be available on Website after
May 30th Due date: August 23rd and August 24th**

Course Selection

Please Complete Name and Contact Information

**EAST LAKE MIDDLE SCHOOL
6th GRADE COURSE SELECTION SHEET
2018-2019**

Current FSA Scores:

ELA		Mathematics	
Level	_____	Level	_____
DSS	_____	DSS	_____

Last Name

First Name

Middle Name

_____/_____

Home telephone number/ Parent cell phone number

Parent's/Guardian's Name

Parent email address

Course Selection

Step 1: Please complete questionnaire

Step 1: Please complete questionnaire

1. Please check all that apply:

ESOL Student Student has an IEP Student has an EP Student has a 504 Plan

2. Is your student currently enrolled or will be completing Math 1 Adv Online prior to next school year?

YES NO

3. Is your student currently being serviced through a Gifted Program or Elective? (If NO please skip Step 5)

YES NO

4. Is your student currently in a Spanish Immersion Program?

YES NO

Course Selection

Please Review Required Courses & Placement Procedures

REQUIRED CORE COURSES – Automatically Scheduled

The following are required core courses. Placement in levels will be selected based on State Assessment Scores and Grades.

M/J Language Arts 1 or M/J Language Arts 1 Advanced

M/J Math 1 or M/J Math 1 Advanced (Math 2 Advanced if Accelerated)

M/J Comprehensive Science 1 Accelerated Honors (8th Grade placement in HS course will be determined by multiple scores at that time)

M/J US History

Exploring Technology (8600020) Sem. /Introduction to Technology (8600010) Sem.

Course Selection

Step 2: Reading Curriculum Requirements for all 6th Grade Students

Step 2: 6th Grade Reading Curriculum Requirements

Reading is required for all students. Placement will be based on students FSA Performance Data.

Options include:

M/J Intensive Reading YR long (10000106)

M/J READ 1 ADV – YR long (10080200)

****** Gifted Students placed in Gifted Advanced Elective Instead**

Course Selection

Step 3: Select Health & PE Option

Step 3: Health and Physical Education Selection

All students are automatically enrolled in this course.

*Unless a P.E/Health Waiver is submitted

**District health policy updates are pending therefore class offering is subject to change.

Please check selection accordingly:

M/J Health 4 (0800300) Sem. / M/J Fitness 6 (15080000) Sem.

* Waiving Out allows for additional elective choices

Course Selection

Step 4: Elective Options Ranking

0010) Sem.

Step 4: Elective Options

(If you are in gifted or have decided to opt out of Health/P.E)

Please rank three full-year electives; please rank preferences with #1 being your first choice. Choices are not guaranteed due to availability/conflicts.

Music Electives

- #___ M/J Band 1 (1302000)
- #___ M/J Band 2 (1302010) *
- #___ Dance 1 (0300000)
- #___ M/J Orchestra 1 (1302040)
- #___ M/J Orchestra 2 (1302050) *

* Placement must be approved by Mrs. Benoit

Art Elective

- #___ Digital Art & Design (0103010)

*** Students
in Gifted
or who
have
decided to
waive P.E**

Course Selection

Step 5: Gifted Students Only

Step 5: GIFTED CURRICULUM

M/J Advanced Academic: Literature (78550406)

Educational Plan (EP) will be reviewed and updated by your current elementary school

If you are not interested in the elective class but want to receive services we provide services through core Math courses as well

Course Selection


- * Concerns regarding placement and options please email Mrs. Broner, School Counselor bronerm@pcsb.org
- * Meeting availability & New Eagles Camp Sign Up is posted on ELMS Student Services Website: <https://www.pcsb.org/Page/7077>

ELMS Student Services Website

g/Page/7077

Search

- > [Reading & Language Arts](#)
- > [Social Studies](#)
- ▣ [Electives](#)
 - > [Performing Arts](#)
- > [Student Services](#)
- > [Curriculum guide / pacing guides](#)



Counselor

Melissa Broner
◦ [Email](#)
Phone: 727-940-7624, Ext. 2060

New Eagles Camp - Summer 2018


Who: Incoming students New to ELMS (6th-8th)

When: Monday, July 30, 2018 8:30am- 12:00noon

Where: East Lake Middle School Academy of Engineering
1200 Silver Eagle Drive, Karpon Springs, FL 34488

Attendance is optional.

Students will participate in activities that will help with the transition to middle school. Examples include Eagle Expectations, Class Schedule, Using Lockers, Staying Organized, and Team-Building.



2018-2019 Course Selection Resources

[Schedule a Course Selection Consultation Here](#)

[Grade 6](#) [Grade 7](#) [Grade 8](#)

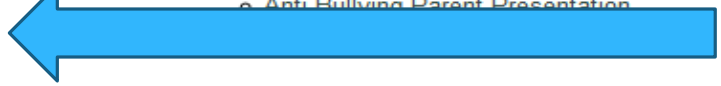
[Elective Course Description](#) [Health/Gifted Waiver](#)
[PE Waiver](#)

8th Grade Resources

personal support to all students, ensuring every student reaches their highest potential.

Parent & Student Resources

- **Test Preparation & Study Skill Workshop Resources**
 - [Test Prep & Study skills Part 1](#)
 - [Road to FSA Flyer](#)
 - [Math Language Key](#)
- **Homework Helpline**
 - Monday-Thursday 5pm-8pm (727) 547-7223
- **Bullying, Teen Violence, Harassment, click [Here](#) to report Incident**
- **Olweus, Bullying Prevention Program**
 - [Online Safety PCSO - Monitoring Software Offer](#)
 - [online Safety PCSO - Parent Toolbox](#)
 - [Bullying Prevention Parent Information](#)
 - [Anti-Bullying Parent Presentation](#)
- **Extended Learning Program**
 - [ELP Registration](#)



Important Links



You are invited!

Engineering EXPO

Presented by

FRIDAY, MARCH 16 • 5:30 – 8:30

1200 Silver Eagle Drive • Tarpon Springs, FL 34688

EAST LAKE MIDDLE SCHOOL ACADEMY OF ENGINEERING

Students from all grades (6-8)
will present their engineering projects:

- 6th Designing CO₂ Cars
- 7th Designing Gliders
- 8th Designing Robotics

Free Admission For All.

Sign in to receive a wristband.

WRISTBANDS MUST BE WORN BY ALL (adults too).



Solar Lab Ribbon Cutting Event



We Need You!

School Advisory Committee Positions

Voting takes place at
next meeting
April 11th 5:30pm

Open PTA Positions



Voting of new officers
General Meeting
April 25th 5:30pm

Additional Questions?

Contact Info: Karen Huzar

727-940-7624

huzark@pcsb.org